



**NLCC C.B. Hill # 55**  
**Petty Officer 1st Class Review Package**

Worth 5% of Final Grade

Cadet's Name: \_\_\_\_\_ Date: \_\_\_\_\_

|                  |  |
|------------------|--|
| <b>Completed</b> | Yes <input type="checkbox"/> No <input type="checkbox"/> |
| <b>Mark</b>      | _____ %  |

1. What are orders using a boatswain's call known as?

\_\_\_\_\_

2. Which basic pipe does the Coxswain use during colors and sunset?

(a) The Side

(b) General Call

(c) The Still

(d) The Carry On

3. Which basic pipe is blown when dignitaries come onboard a ship?

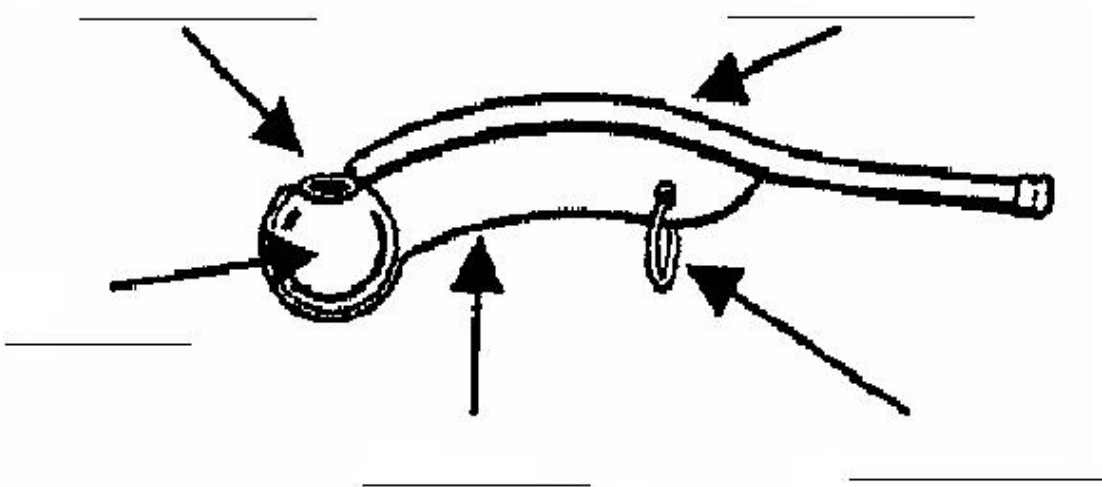
(a) The Side

(b) General Call

(c) The Still

(d) The Carry On

4. Identify the different parts of the Boatswain's Pipe on the diagram below.



5. With maritime signal flags, how many flags are used for geographical signals?

(a) 4

(b) 1

(c) 5

(d) 3

6. With maritime signal flags, how many flags are used for distress and maneuvering signals?

(a) 7 (b) 2

(c) 6 (d) 1

7. Referring to the diagram below, what is the special meaning of each of the following flags?

a) f (foxtrot) \_\_\_\_\_

b) d (delta) \_\_\_\_\_

c) l (lima) \_\_\_\_\_


d) o (oscar) \_\_\_\_\_

e) v (victor) \_\_\_\_\_

f) a (alpha) \_\_\_\_\_

g) m (mike) \_\_\_\_\_

h) z (zulu) \_\_\_\_\_





10. What is the point on a compass that is halfway between N and NE?

- (a) NE by N
- (b) ENE
- (c) NE by E
- (d) NNE

11. What is the point on a compass that is halfway between W and SW?

- (a) WSW
- (b) SW by S
- (c) SW by W
- (d) SSW

12. Name 3 different types of maps:

---

---

---

13. Name 2 duties of a Divisional Petty Officer.

---

---

14. Describe the difference between latitude and longitude.

---

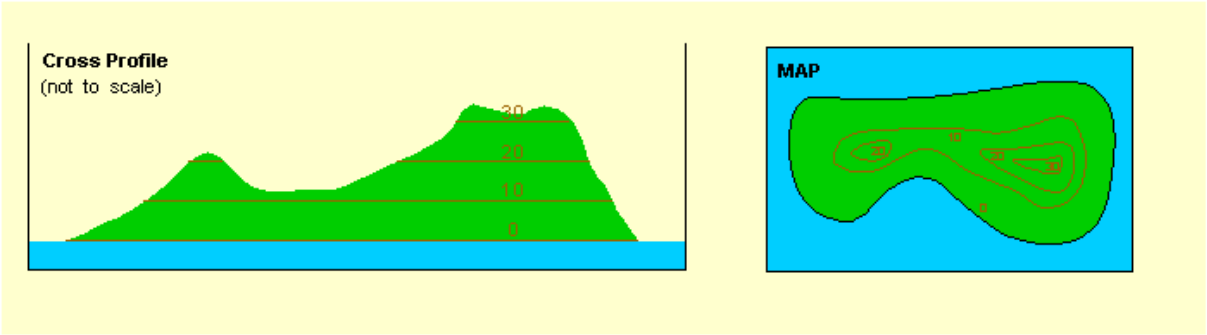
---

---

---

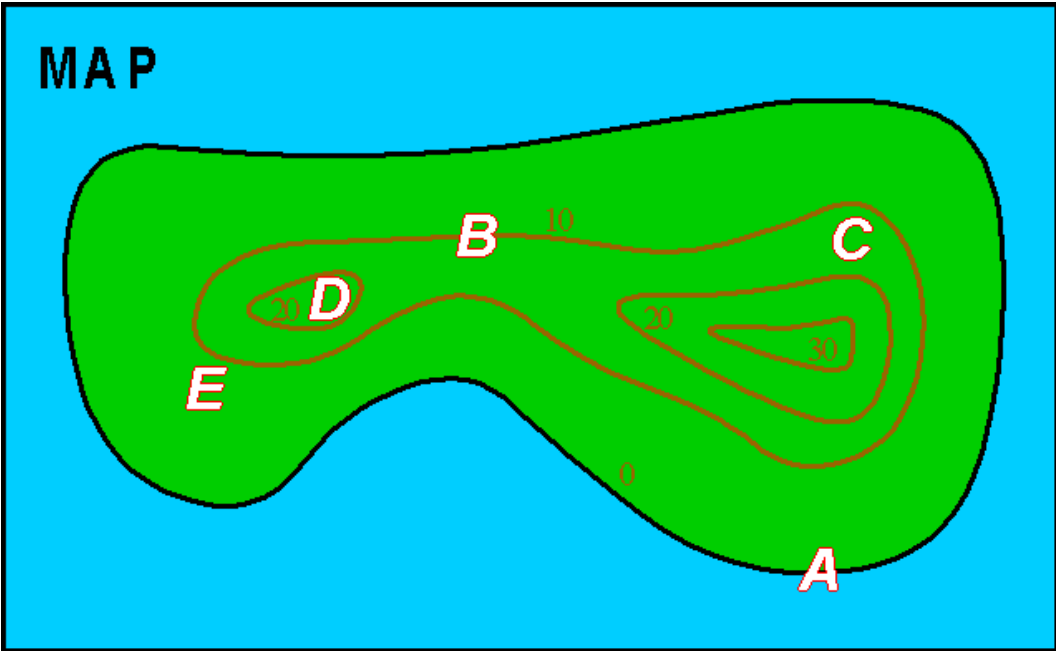
15. What is the contour interval in the diagram below?

- (a) 1 Foot
- (b) 10 Feet
- (c) 20 Feet
- (d) 100 Feet



16. In the diagram below, assuming that the slope between the contour lines is constant, what is the approximate elevation of point C?

\_\_\_\_\_



17. Name 2 duties of a Regulating Petty Officer.

---

---

18. Name 3 different parts of a compass.

---

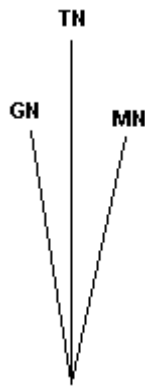
---

---

19. In the diagram below, magnetic north (MN) is east of true north (TN). Should you ADD or SUBTRACT the deviation from your reading?

(a) Add deviation

(b) Subtract deviation



20. In the diagram above, what is the angle between magnetic north and true north called?

---

**Drill Review**

21. What foot is the “About Turn” on the march called on?

\_\_\_\_\_

22. What command always follows a “close order march”?

\_\_\_\_\_

23. What are the two parts of any given command?

\_\_\_\_\_

\_\_\_\_\_

24. If you are facing to the right of the dias, what command would be given to have you move to the left?

\_\_\_\_\_

25. How many ranks are there in a division of 9 cadets? (not including the DPO)

\_\_\_\_\_

26. What is the proper reporting procedure when turning your division over to your Divisional Officer? (write below)

\_\_\_\_\_

\_\_\_\_\_

\_\_\_\_\_

\_\_\_\_\_

\_\_\_\_\_

\_\_\_\_\_



## **Prep for PO1 Exam**

These instructions are to be given to each PO1 prior to the exam. The following 2 items pertain to the PO2 exam, but both must be prepared ahead of time.

1. Part of the PO1 is to write a lesson plan on one of the following topics:
  - Parts of a Sailboat
  - Mess Dinner Etiquette
  - Boatswain's Call
  - Setting an Example to Junior Cadets

You are to have this lesson plan completed prior to exam night. There will not be any time given to cadets to complete their lesson plan on the night of the exam.

The Lesson Plan will be worth 10% of your final mark.

Make sure that all parts of the lesson plan are included. Don't forget to include a list of all training aids required for the lesson.

2. Part of the PO1 exam is a drill mutual. Each cadet will be tested on his/her personal drill, and should therefore be familiar with all drill movements he/she has learned up to this point. This includes, but is not limited to:
  - All standing drill (Attention, At Easy, Stand Easy, Remove and Replace Headdress, Salute, Left Turns, Right Turns, About Turns, Open and Close Order March).
  - All marching drill (Quick March, Slow March, All Turns on the March, Salute on the March, Halt, Forward).

The drill mutual is worth 25% of your final mark.

3. The PO1s will also be marked on their uniforms. Cadet uniforms are worth 25% of your final mark.

## PO1 Drill Mutual (Power of Command)

Cadet's Name: \_\_\_\_\_ Date: \_\_\_\_\_

### Commanding a Division (Cadet's Sheet)

- You are to carry out the following commands in order as shown.
- Some of these commands will require a precautionary and some will not.
- You, the cadet, must use the proper precautionary with the proper command.
- You will be marked on the following:
  - Power of command
  - Use of proper precautionary (where required)
  - Calling commands on correct foot (Marching Drill only)
  - Fidgeting, Moving around
  
- You will carry out the following commands, in the order given:
  - Attention
  - Stand at Ease
  - Stand Easy
  - Attention
  - Left Turn
  - Right Turn
  - About Turn
  - Left Turn
  - Quick March
  - Left Wheel
  - Left Wheel
  - Salute (on the March)
  - Eyes Front
  - Left Wheel
  - Left Wheel
  - Left Turn (on the March)
  - About Turn (on the March)
  - Left Turn (on the March)
  - Left Wheel
  - Left Wheel
  - Mark Time
  - Halt
  - Right Turn
  - Report to Officer