



**NLCC C.B. Hill # 55  
Leading Cadet Review Package**

Worth 5% of Final Grade

Cadet's Name: \_\_\_\_\_ Date: \_\_\_\_\_

<b>Completed</b>	Yes <input type="checkbox"/> No <input type="checkbox"/>
<b>Mark</b>	_____ %

## Part 1 Review

1. When going on a boating trip, name at least 4 things you should check prior to departing:

---

---

---

---

2. Which of the following items are on a Sail plan? Place a check mark beside all correct answers.

- Owner's name and address
- Boat's name and license number
- Number of lifejackets onboard
- Weather conditions
- Amount of extra fuel onboard
- Search and rescue phone number
- Type of engine
- Amount of extra food onboard

3. What are 2 other names sail plans are referred to as?

---

---

4. In the event of a breakdown on the waterways, the operator's response should be:

---

---

---

---

---

5. Name 3 different types of anchors:

---

---

---

6. What is the full command the Coxswain gives for the Advance in Revue Order?

---

---

---

---

7. How many paces are taken on the Advance in Revue Order?

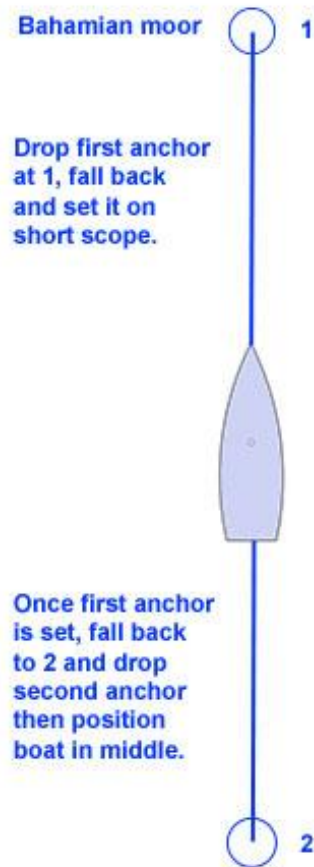
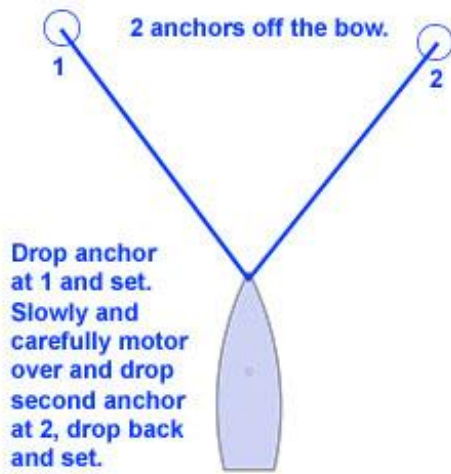
(a) 3

(b) 5

(b) 7

(d) 9

8. The diagrams below show 2 different methods of anchoring. Name an advantage and a disadvantage of each.



2 Anchors off the Bow

Advantage - \_\_\_\_\_

Disadvantage - \_\_\_\_\_

Bahamian Moor

Advantage - \_\_\_\_\_


Disadvantage - \_\_\_\_\_

9. In the diagrams below, draw arrows to indicate the direction each vessel must take:

a) Two vessels approaching each other



b) Vessel "A" approaching vessel "B" from the port side



c) Vessel "A" overtaking vessel "B"



10. Name 3 different types of floating or fixed aids to navigation:

---

---

---

11. What are the 4 types of cardinal buoys?

---

---

---

---

12. What are the 2 colors of all 4 types of cardinal buoys?

---

---

13. One way to distinguish among cardinal buoys is by color. What is the other way?

---

14. a) What is the color of port hand buoys?

---

b) Starboard hand buoys?

---

### Boatswain Review

1. Match the time from the 24-hr clock on the left with the 12-hr clock on the right.

1200 hours	7:15 am
1545 hours	5:45 am
0715 hours	12 midnight
1715 hours	3:45 PM
0545 hours	5:15 PM
0000 hours	3:45 am
0345 hours	12 noon

2. How many bells are to be rung at 0400hrs?

- |      |      |
|------|------|
| a) 8 | b) 3 |
| c) 6 | d) 1 |

3. Match the time on the left with the proper **watch** on the right.

0000 to 0400	Afternoon Watch
0400 to 0800	First Watch
0800 to 1200	Middle Watch
1200 to 1600	Last Dog Watch
1600 to 1800	Morning Watch
1800 to 2000	Forenoon Watch
2000 to 0000	First Dog Watch

4. Name 3 uses for the Ship's Bell.

---

---

---

5. Bells are normally struck between "Pipe Down" and "Reveille". This is referred to as:

---

6. Why is the four-hour period between 1600 hours and 2000 hours divided into two shorter watches of two hours each, as opposed to the regular four-hour watches?

---

---

7. How many bells are rung at 1430 hours?

- a) 5
- b) 3
- c) 7
- d) 2

8. Why is piping used by the navy?

---

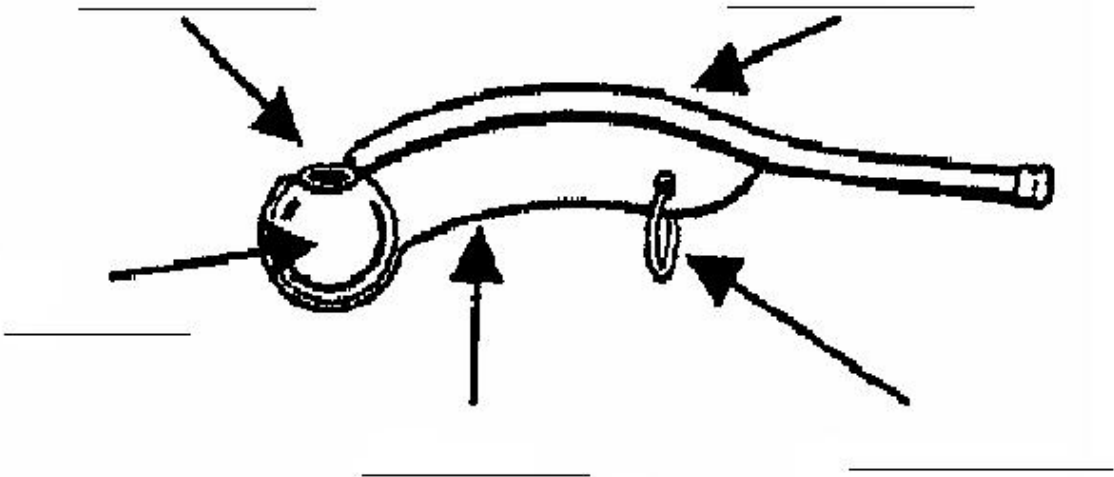
---

9. When piping the still, how many seconds is the high note?

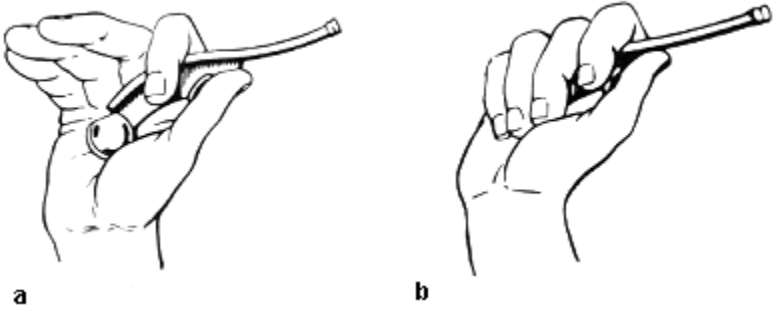
- a) 1.5
- b) 1
- c) .5
- d) 8



10. Identify the different parts of the Boatswain's Pipe on the diagram below.




11. Which of the two notes is the high note? Circle either a or b.



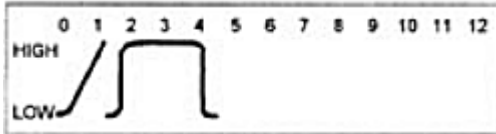
12. Pipe the following:

- High Note
- Low Note
- Still
- Carry On
- General Call
- The Side

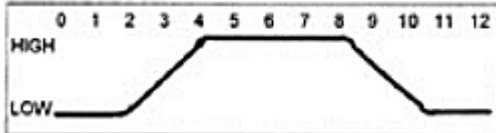
13. Name the following pipes that are used with the Boatswain's Call.



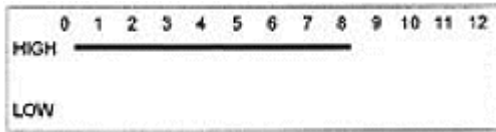
\_\_\_\_\_



\_\_\_\_\_



\_\_\_\_\_



\_\_\_\_\_

14. Define the following Naval Terms.

Aloft \_\_\_\_\_

Beam \_\_\_\_\_

Bridge \_\_\_\_\_

Deckhead \_\_\_\_\_

Fathom \_\_\_\_\_

Founder \_\_\_\_\_

Halyard \_\_\_\_\_

Scran Locker \_\_\_\_\_

Spell \_\_\_\_\_

Stow \_\_\_\_\_

15. Name 3 different types of rope:

---

---

---

16. Tie the following hitches within the time specified:

- Round Turn and Two Half Hitches (20 seconds)
- Clove Hitch (20 seconds)
- Figure-of-Eight Knot (10 seconds)
- Reef Knot (15 seconds)
- Single Sheet Bend (20 seconds)
- Double Sheet Bend (25 seconds)

17. Name eight different parts of a sailboat.

---

---

---

---

---

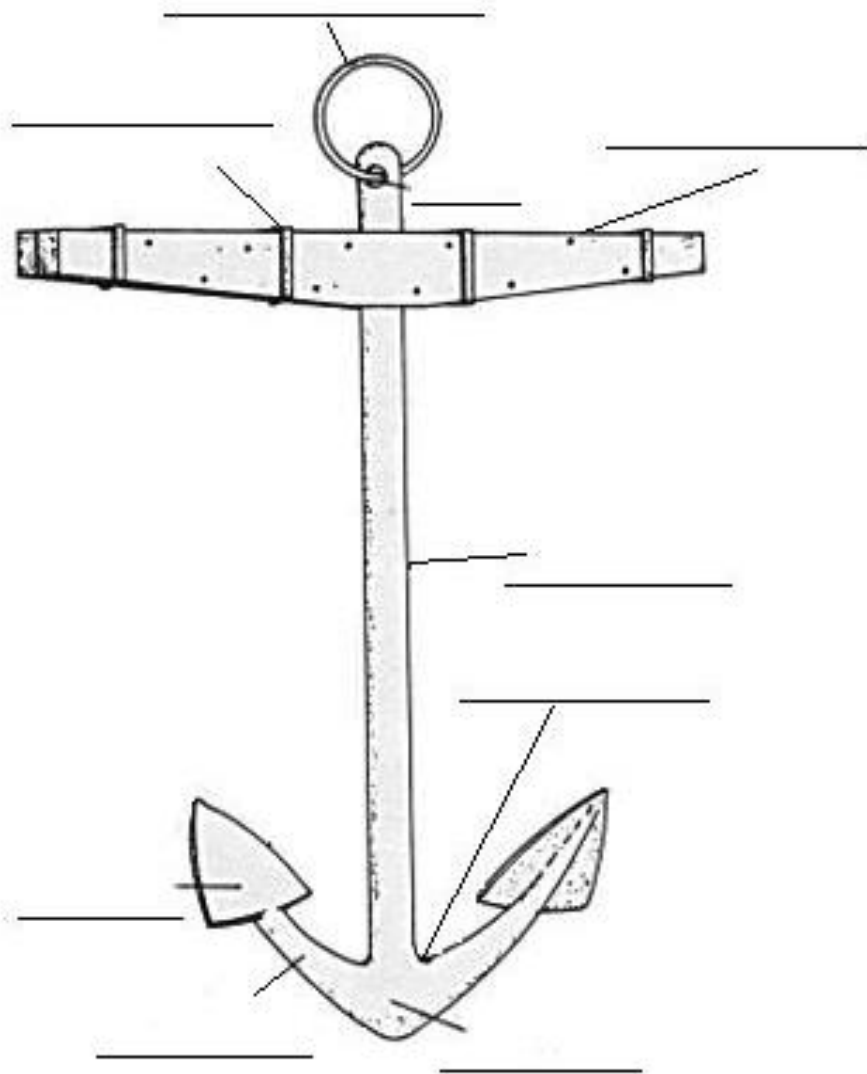
---

---

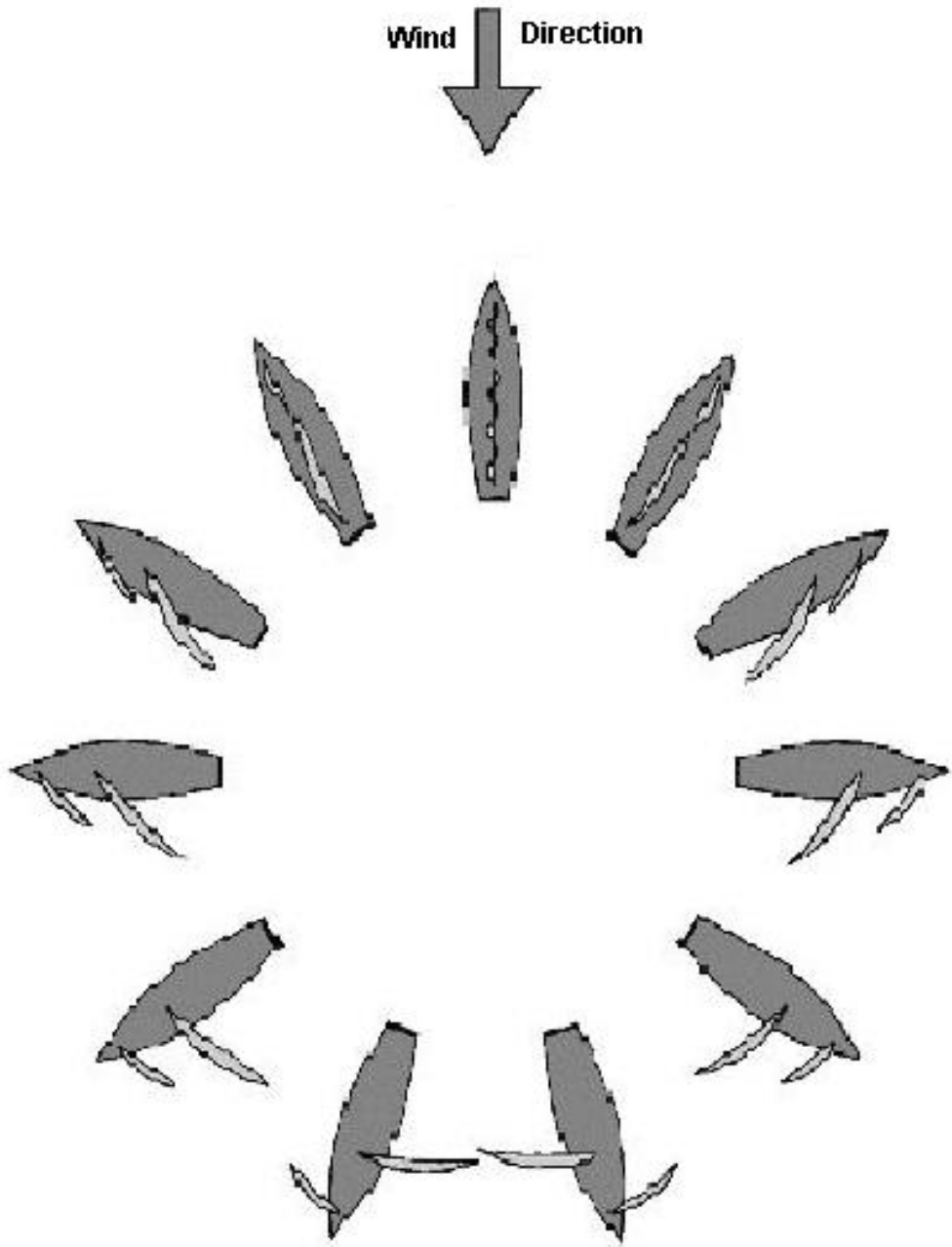
---

---

18. Identify the different parts of the anchor.



19. On the diagram below, identify six points of sail.



## **Practical Review**

1. Recite the following:
  - a) Naval Prayer
  - b) O' Canada
  - c) God Save the Queen